

IKD-IN-16

Digital Input Expansion Module





- › 16 configurable digital inputs
- › Plug-and-play integration
- › High Packing Density
- › Third-party PLC compatibility
- › No configuration tool required

The IKD-IN-16 offers a versatile and intelligent solution for expanding the number of digital inputs on Woodward power management controllers or serving as a remote input module within your PLC-based control system.

The IKD-IN-16 input status are transferred over the CAN bus connection to the main controller. Digital input states are available in the main controller. The two parameters such as module address and CAN baud rate can simply be setup by onboard DIP switches. It allows you to connect one or more IKD-IN-16 modules (see table Related Products below).

Related products

SUPPORTED POWER MANAGEMENT CONTROLS	MAX. # OF IKD-OUT-16
easYgen-3000XT	2
Group Controller GC-3400XT-P1	1
LS-6XT-P1 (Package 1)	1
LS-6XT-P2 (Package 2)	2
easYgen-2000	1
easYgen-800/1500/1700/1800	1
DTSC-200 and -200A	1

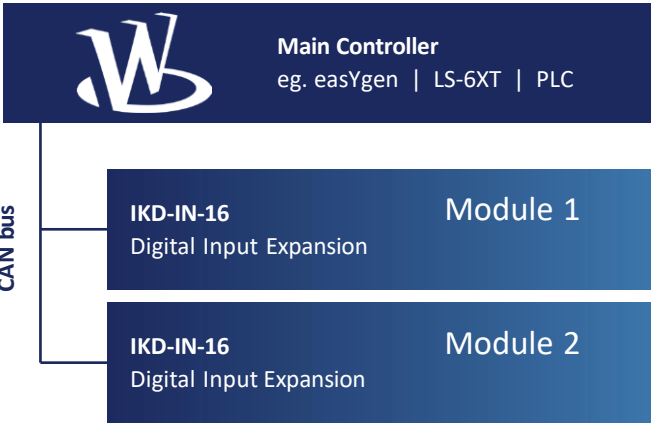
- › 16 discrete inputs
- › Effortless plug-and-play compatibility with Woodward power management controls
- › Configuration, if required, is easily done via DIP switches — no software tools needed
- › Space-efficient design
- › CAN bus communication enables integration with third-party PLCs (see product manual 37953 for CAN bus data telegram details)
- › Visual Indicators: Power and CAN LEDs show CPU and CAN interface status
- › Certified Quality:  

IKD-IN-16


Ordering Part Number
8440-2307

Typical application

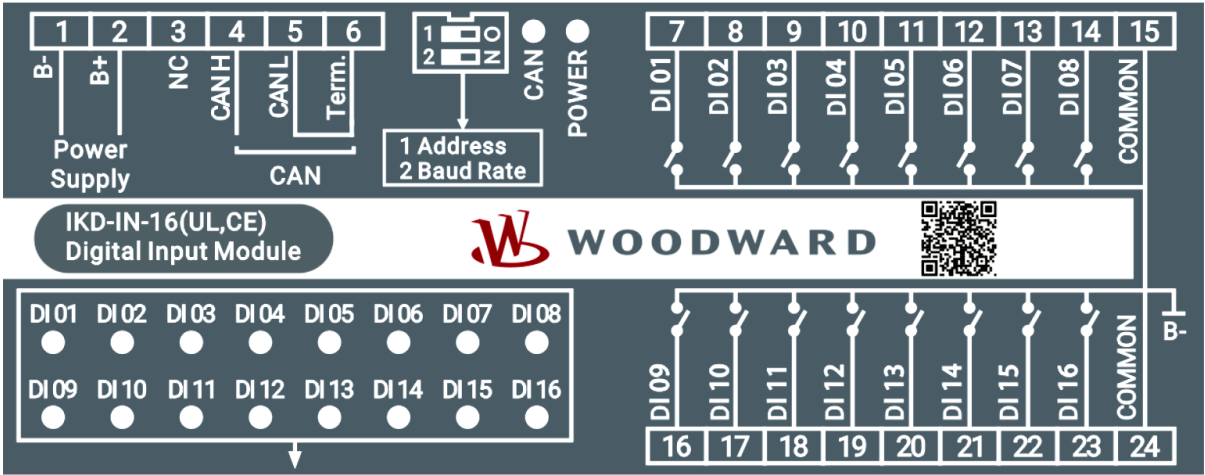
The monitoring and processing of these inputs are configured through the main controller, enabling the setup of input names, alarm classes, Normally Open (NO) or Normally Closed (NC) settings, and delay times.



Dimensions



Terminal Diagram



IKD-IN-16

Specifications

POWER

Power supply	24 V _{DC} (9 to 35 V _{DC})
Intrinsic consumption	max. 1.2 W
Reverse voltage protection	Yes

AMBIENT

Ambient temperature (operation)	-20 to 70 °C / -4 to 158 °F
Ambient temperature (storage)	-30 to 80 °C / -22 to 176 °F
Ambient humidity	95%, non-condensing



DISCRETE INPUTS

Relay inputs	non-isolated
Input range	24 V _{DC} (0 to 60 V _{DC})
Common terminal	connected to batter minus (B-)

CAN INTERFACE

CAN Interface	Isolated
Insulation voltage (continuous)	2500 V _{DC}
Communication	CANopen PDO System
Internal line termination	Yes (terminal 5,6)

HOUSING

Housing DIN-rail mounting	Plastic housing
Dimensions WxHxD	107.6 × 89.7 × 60.7 mm
Connection	screw-plug-terminals 2.5 mm ²
Protection system	IP20
Weight	approx. 250 g
Disturbance test (CE)	tested according to applicable IEC standards
Listings	 

Product Documents and Files

<http://wwdmanuals.com/IKD-IN-16/>



Commercial support

industrial.salesPG@woodward.com

Technical support

industrial.support@woodward.com

Subject to alterations, errors excepted. Subject to technical modifications.

This document is distributed for informational purposes only. It is not to be construed as creating or becoming part of any Woodward Company contractual or warranty obligation unless expressly stated in a written sales contract.

© Woodward 2025, All Rights Reserved