



Knowledgebase > General > How do I connect Toolkit to easYprotec or MFR300 protection relay?





---

## How do I connect Toolkit to easYprotec or MFR300 protection relay?

Martin Dillich - 2025-09-11 - General

Here are the basic steps to connect to an easYprotec or MFR300 relay via Toolkit software



1. Install Toolkit software.
  1. Latest version can be found [HERE](#) or [HERE](#).
2. Install the Tool file for your device, available either from:
  1. [Woodward's Support Sharepoint](#)
  2. Enter your device's Part Number in the [Configuration Files page](#), like below:
  3. 
3. Plug in your USB DPC cable to your PC
  1. 
4. Reboot your PC.
5. Open Toolkit, then open the Tool file for your device, and then click Connect
  1. 
  2. 
6. When prompted, login to the desired Code Level
  1. [Toolkit Login Password Generator](#)